



ALL SAINTS  
PECKHAM


# MAKE YOUR OWN NATIVITY



# MAKE SURE AN ADULT HELPS YOU WITH CUTTING AND THE FIDDLY BITS!



You will need: 6 lolly sticks, paint or felt tips, PVA glue and scissors.



Cross 2 ice lolly sticks and glue together to make the roof of the stable.




Cut an ice lolly stick in half. Use each half to make the walls of the stable.




Flip over and glue a whole stick across the bottom to connect the walls, and create the floor of the stable.



Cut an ice lolly stick in half. Colour in one half for Mary, and the other half for Joseph.



Cut about a quarter off the top of an ice lolly stick. Colour in a little face and blankets for the baby Jesus!



Cut off another quarter from the same stick. Split this in half and place them in a V-shape to form the manger. Glue in place on the back side of the stable floor.



Glue Mary, Joseph and baby Jesus into position: in, and next to, the manger!

Finally, add finishing touches like string to hang your nativity up, or even a little star!

**ALL SAINTS  
PECKH♥M**